

18 kVA/kW to 150 kVA/kW

DC, 15-1200 Hz

0-300 V_{ac} L-N / 0-600 V_{ac} L-L /

0-520 V_{ac} L-L

0 - ± 425 V_{dc} Bipolar

Standard Features:

- Turn-key, fully integrated cabinet power systems ready to use out of the crate
- Complete with internal AC input and AC/DC Output wiring
- Available in 15U and 28U EIA standard cabinet heights to accommodate different power levels
- High strength steel cabinet construction with removable side panels for easy access
- Rear Panel Screen for optimal airflow with remote control interface cabling pass-through
- Three phase AC input compression terminal block sized for maximum rated input current and voltage
- Three phase AC and DC output compression terminal block sized for maximum rated output current and voltage
- All internal wiring included and pre-installed
- Standard configuration cabinets are available with short lead times
- Available options for customization of standard AFX Cabinets
- Custom cabinet configurations available on request



Patents Pending



3450AFX Cabinet - 45KVA Front and Back View

AFX Series High Power Cabinet Systems

For applications requiring more than 15kVA output power, the catalog part number AFX preconfigured cabinet models offer an easy solution which requires no system integration effort on the end-user's part. These preconfigured cabinets come in power levels of 18kVA through 90kVA. Higher power multi-cabinet configurations are available to 150kVA.

Two cabinet sizes are available. The 15U internal rack height cabinet allows sub-bench placement or may be used to position other test equipment as the top of the cabinet is at typical bench height. This low profile cabinet can house one to three units and is standard on the 3180AFX, 3240AFX, 3300AFX and 3450AFX models.

The 28U internal rack height cabinet positions the master AFX unit with front panel at a convenient working height off the floor for easy operation and viewing. This cabinet size is standard 3600AFX through 3900AFX cabinet models.

All standard cabinets use heavy duty rack slides to support each power source. This allows easy removal or installation of additional auxiliary units to expand power output in the field.

Custom Cabinets

Pacific Power has a long history of providing custom cabinet systems to customer specific requirements. This also applies to AFX Series based cabinet systems. To discuss your specific needs, contact Pacific Power Source to talk to one of our application engineers.

Available System Integrator Kits

For system integrators that need to combine AFX power with other ATE equipment in their own cabinets, we offer parallel AFX system kits with required paralleling cables but no cabinet or power wiring. This allows you to use your own size and style of enclosure and mounting.



THE POWER OF EXPERTISE



FREQUENCY CONVERSION

AEROSPACE

R & D

MILITARY

MANUFACTURING

CUSTOM

Standard Cabinet Components

Standard Catalog AFX cabinet systems include the following components:

- One Master AFX unit installed at the top position of the cabinet
- One or more AFX auxiliary units installed below the master unit
- All required parallel interface cables between the master unit and all auxiliary units
- One or more blank filler panels as needed at the bottom of the cabinet to fill any additional space below the bottom unit and the bottom of the cabinet for a uniform look
- Rack Slides to support each AFX chassis
- Rear panel mesh screen to allow for good air flow
- Rear panel cabling pass-through panel, 3U height (5.25" / 133.35 mm) with input and output cable strain reliefs. This panel is located at the bottom rear of the cabinet below the mesh screen

Features and Benefits

Preconfigured AFX cabinet systems provide several advantages over home grown power systems. To name a few:

Ready to Use

No need to waste valuable time and resources to install, wire and test multiple units in you own cabinet. AFX cabinet systems arrive ready to use. Just connect the correct three phase AC input power to the AC input terminal block and your load to the three phase output terminal block and you are good to go.

Fully Tested and Calibrated

AFX cabinet systems arrive fully tested as a paralleled system to ensure current sharing between units. The cabinet has also been burned in and calibrated before shipment.

All Internal Wiring Included and Installed


All power distribution of AC input to the multiple units inside the cabinet has been installed using appropriately rated power wires. A single four position AC input compression terminal block (L1, L2, L3, Gnd) is located at the rear lower right-hand side of the cabinet. On the left-hand side is a five position AC or DC output terminal compression block (A, B, C, N, Gnd) that ties all unit outputs together and provides a single point of connection for your load cables. Internal cabling is separated between inputs and outputs and carefully attached to side rails to prevent any chance of movement.

Rear Panel with Power Cable Strain Reliefs

A rear panel mesh screen with adequate air flow openings is installed for operator safety. A small (3U) bottom panel has an input cable pass-through and a separate output cable pass-through. Both have suitable cable strain relief clamps for the recommended input and output wire sizes. This protects operators from touching any live connectors. It also reduces the risk of pulling out live wires and provides a clean, finished look from the back.

Available Options for Customizing

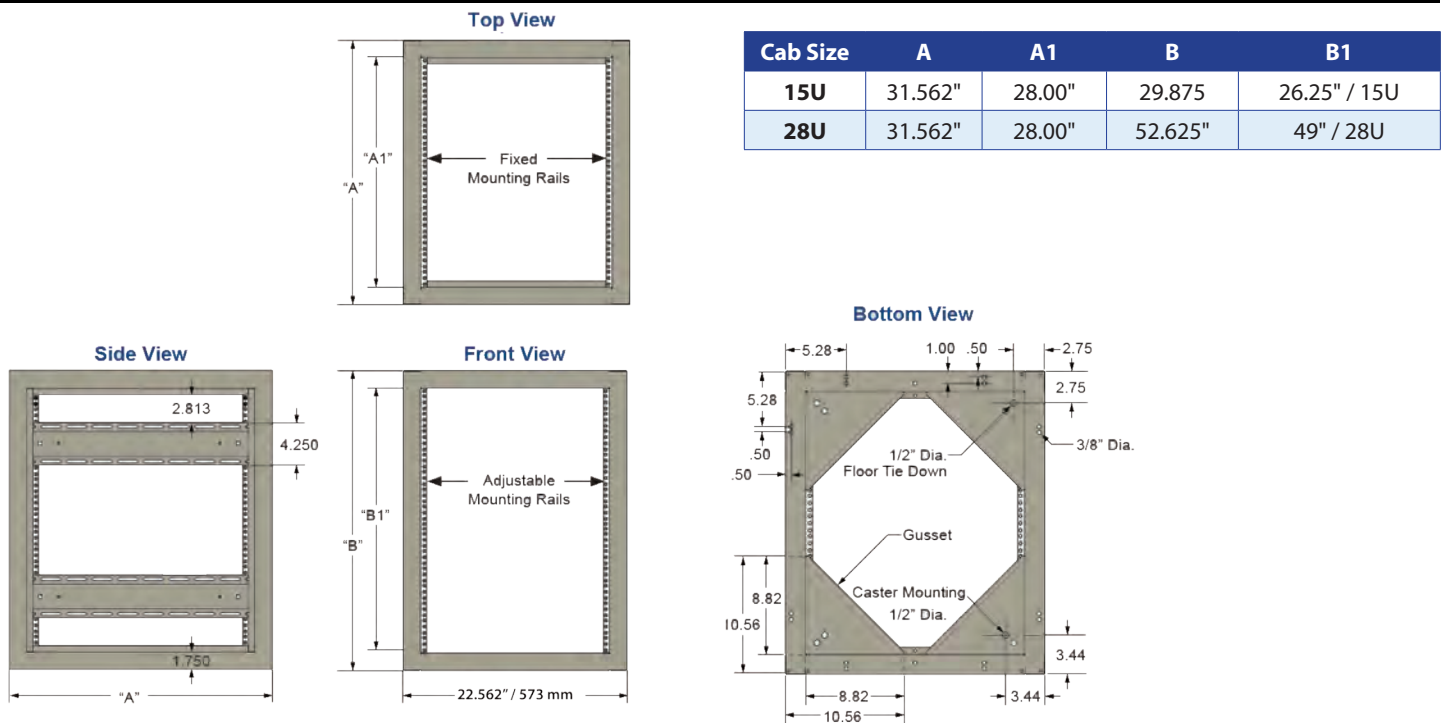
Make it your own by adding available optional features as listed on page 6 under Cabinet Options or request a custom cabinet quote to your own specifications by contacting Pacific Power.



Cabinet Dimensions & Weights

Model	Inside Height	Height incl. casters		Width		Depth		Weight	
3180AFX-2AG / -4AG	15U / 26.25"	841 mm	33.12"	573 mm	22.562"	802 mm	31.562"	321 lbs	146 Kg
3240AFX-2AG / -4AG									
3300AFX-2AG / -4AG									
3450AFX-2AG / -4AG									
3600AFX-2AG / -4AG	28U / 49"	1419 mm	55.87"	573 mm	22.562"	802 mm	31.562"	550 lbs	249 Kg
3750AFX-4AG								665 lbs	302 Kg
3900AFX-4AG								780 lbs	354 Kg
Higher Power	For configurations up to 150kVA/kW, contact factory								


Drawings



Cabinet Configurations

Configurations shown here are standard off the shelf and offer turn-key operation with short lead times. For alternative cabinet configurations, contact factory.

Note: Actual cabinet appearance may vary slightly from samples shown here.



18 kVA Cabinet

24 kVA Cabinet

30 kVA Cabinet

45 kVA Cabinet

60 kVA Cabinet

75 kVA Cabinet

90 kVA Cabinet

Available Standard Cabinet Models

Standard configured AFX Series power cabinets are available in five power levels. All cabinet systems are pre-wired for both input and output power. For other

configurations or power levels and cabinet options, contact factory. All models shown here require three phase AC input power.

MODEL ¹	AC Input Power ²	Rated Power ³ AC / DC mode	Voltage Ranges Vac L-N / Vdc	Max. AC/DC Curr. 3 & 2 Phase Mode	Max. AC/DC Curr. 1 Phase Mode	Form Factor			
3180AFX-2AG	208-240Vac, 3 ø, 3W+G	18 kVA, kW/18 kW	0-300 Vac/0-425Vdc	50.0 Arms/25.0 Adc	150 Arms/75.0 Adc	15U Cabinet			
3180AFX-4AG	380-480Vac, 3 ø, 3W+G								
3240AFX-2AG	208-240Vac, 3 ø, 3W+G	24 kVA, kW/24 kW	0-300 Vac/0-425Vdc	66.7 Arms/33.3 Adc	200 Arms/100.0 Adc	15U Cabinet			
3240AFX-2AG	380-480Vac, 3 ø, 3W+G								
3300AFX-2AG (-28UX)	208-240Vac, 3 ø, 3W+G	30 kVA, kW/30 kW	0-300 Vac/0-425Vdc	83.3 Arms/41.8 Adc	250 Arms/125.0 Adc	15 or 28 U Cab.			
3300AFX-4AG (-28UX)	380-480Vac, 3 ø, 3W+G								
3450AFX-2AG (-28UX)	208-240Vac, 3 ø, 3W+G	45 kVA, kW/45 kW	0-300 Vac/0-425Vdc	125.0 Arms/63.0 Adc	375 Arms/189.0 Adc	15 or 28 U Cab.			
3450AFX-4AG (-28UX)	380-480Vac, 3 ø, 3W+G								
3600AFX-2AG	208-240Vac, 3 ø, 3W+G	60 kVA, kW/60 kW	0-300 Vac/0-425Vdc	166.7 Arms/83.3 Adc	500 Arms/250.0 Adc	28U Cabinet			
3600AFX-4AG	380-480Vac, 3 ø, 3W+G								
3750AFX-4AG							75 kVA, kW/75 kW	208.3 Arms/104 Adc	625 Arms/312.5 Adc
3900AFX-4AG							90 kVA, kW/90 kW	250 Arms/125 Adc	750 Arms/375 Adc

Note 1: For cabinet configurations higher than 90kVA, contact factory.

Note 2: For 208Vac three phase input on power systems higher than 60kVA, contact factory.

Note 3: Rated power shown is for Three Phase or Single Phase mode operation. For Split Phase mode, rated power is 2/3.

Available Cabinet Options

AFX cabinet systems can be customized by adding any number of options. This allows customization without having to rely on expensive custom designs. Adding any of the listed options typically does not affect delivery time. Available cabinet options are:

-OCS Output Control Switch

This option adds a selector switch on a 1U panel directly below the AFX master unit. (except on 3450AFX cabinets) When turned, this switch engages the remote output inhibit function. This results in the output being turned off. A small terminal block is added at the rear of the cabinet to allow wiring a remote safety interlock switch in series with the cabinet mushroom button. This allows integration of a test fixture safety switch.

Note: This function does **NOT** remove input power to the power source as is the case for the -EPO option (See next).

-EPO Emergency Power Off

The EPO option adds a mushroom style emergency power off switch to the 1U panel directly below the AFX master unit. An AC Line input power disconnect contactor is added to the AC input of the AFX cabinet. This emergency power off switch opens this contactor and removes all input power from the individual AFX units in the cabinet.

-28UX1, -28UX2 28U Tall Cabinet Options

This option applies to 3300AFX and 3450AFX cabinets only and provides room for expansion from 30kVA or 45kVA to 45kVA (-28UX1) or 60kVA (-28UX2). Systems ordered with one of these options will use a 28U cabinet in place of the standard 15U cabinet. All internal wiring and terminal blocks are sized for the selected upgrade power level already, so one or two auxiliary

units can be added at any time in the future as needed. Adding auxiliary unit(s) to -xxUX cabinets can be done by PPS Service center in your region. (See Spares for auxiliary unit model numbers)

NC-to-Master Upgrade

This option can be specified on all cabinet systems if a redundant Master unit or seperation into two separate power level systems is required. **Note** that seperating a cabinet system into multiple systems requires reconfiguration of the output wiring!

High Voltage Output Options (T Options)

For AC power applications requiring more than 300V RMS L-N or 520V L-L, optional step up transformers are available that increase the maximum output voltage. These transformers are integrated in the same cabinet as the AFX units. Contact Pacific Power for available voltage ranges. For higher current, lower voltage requirements, contact Pacific for step down transformer options.

Option	Description	Available on
-OCS	Output Control Switch	All cabinets
-EPO	Emergency Power Off	All cabinets
-28UX1	Expandable cabinet, prepped for one additional aux unit	3300AFX 3450AFX
-28UX2	Expandable 3300AFX cabinet, prepped for two additional aux units	3300AFX
NC Upgrade	Upgrades one AFX auxiliary to a redundant Master unit	All Cabinets
T Option	Contact manufacturer for available voltage ranges	All cabinets. (Cabinet height may vary)

Available AFX Cabinet Options

System Integrator Kits for User Cabinet Installation

AFX rack mountable kits are available for installation in an end-user's or system integrator provided cabinets. These kits include one master and one or more auxiliary AFX units that have been tested and calibrated as a parallel system, but do not come installed in a cabinet. Instead,

each AFX unit in these kits is individually packaged and shipped on a pallet or skid. Note that no input and output wiring, rack slides or L-brackets or any terminal blocks are included in these kits. Parallel interface cables are included however.

MODEL ¹	AC Input Power ²	Rated Power ³ AC / DC mode	Voltage Ranges Vac L-N / Vdc	Max. AC/DC Curr. 3 & 2 Phase Mode	Max. AC/DC Curr. 1 Phase Mode	Req. Rack Space
3180AFX-2AG-KIT	208-240Vac, 3 ø, 3W+G	18 kVA, kW/18 kW	0-300 Vac/0-425Vdc	50.0 Arms/25.0 Adc	150 Arms/75 Adc	8U
3180AFX-4AG-KIT	380-480Vac, 3 ø, 3W+G					
3240AFX-2AG-KIT	208-240Vac, 3 ø, 3W+G	24 kVA, kW/24 kW	0-300 Vac/0-425Vdc	66.7 Arms/33.3 Adc	200 Arms/100 Adc	8U
3240AFX-4AG-KIT	380-480Vac, 3 ø, 3W+G					
3300AFX-2AG-KIT	208-240Vac, 3 ø, 3W+G	30 kVA, kW/30 kW	0-300 Vac/0-425Vdc	83.3 Arms/41.8 Adc	250 Arms/125 Adc	8U
3300AFX-4AG-KIT	380-480Vac, 3 ø, 3W+G					
3450AFX-2AG-KIT	208-240Vac, 3 ø, 3W+G	45 kVA, kW/45 kW	0-300 Vac/0-425Vdc	125.0 Arms/63.0 Adc	375 Arms/189 Adc	12U
3450AFX-4AG-KIT	380-480Vac, 3 ø, 3W+G					
3600AFX-2AG-KIT	208-240Vac, 3 ø, 3W+G	60 kVA, kW/60 kW	0-300 Vac/0-425Vdc	166.7 Arms/83.3 Adc	500 Arms/250 Adc	16U
3600AFX-4AG-KIT	380-480Vac, 3 ø, 3W+G					
3750AFX-4AG-KIT		75 kVA, kW/75 kW	0-300 Vac/0-425Vdc	208.3 Arms/104 Adc	Note 4 /312.5 Adc	20U
3900AFX-4AG-KIT		90 kVA, kW/90 kW	0-300 Vac/0-425Vdc	250 Arms/125 Adc	Note 4 /375 Adc	24U

Note 1: For KITS higher than 90kVA, contact factory.

Note 2: For 208Vac three phase input on power systems higher than 60kVA, contact factory.

Note 3: Rated power shown is for Three Phase or Single Phase mode operation. For Split Phase mode, rated power is 2/3.

Note 4: For single phase AC mode output neutral cabinet wiring and terminal block rating on cabinets over 60kVA, contact factory for MOD info.



3180AFX, 3240AFX & 3300AFX -KITS



3450AFX -KIT



○
○
○
○



3600AFX -KIT through 3900AFX-KIT

Spares and Accessories

The following spares and accessories are available for either standard AFX cabinet models or customer provided cabinet systems.

Model Number	Description
390AFX-2NC	Auxiliary 390AFX unit, 200-240Vac Input. Add-on to existing system to increase power output of 3180AFX Cabinet. Includes one parallel interface cable
390AFX-4NC	Auxiliary 390AFX unit, 380-480Vac Input. Add-on to existing system to increase power output of 3180AFX Cabinet. Includes one parallel interface cable
3120AFX-2NC	Auxiliary 3120AFX unit, 200-240Vac Input. Add-on to existing system to increase power output of 3240AFX Cabinet. Includes one parallel interface cable
3120AFX-4NC	Auxiliary 3120AFX unit, 380-480Vac Input. Add-on to existing system to increase power output of 3240AFX Cabinet. Includes one parallel interface cable
3150AFX-2NC	Auxiliary 3150AFX unit, 200-240Vac Input. Add-on to existing system to increase power output. Includes one parallel interface cable
3150AFX-4NC	Auxiliary 3150AFX unit, 380-480Vac Input. Add-on to existing system to increase power output. Includes one parallel interface cable
NC-to-Master Upgrade	Upgrades one Auxiliary unit in Cabinet systems to a redundant Master AFX unit
-SR	Slide Rails Kit for one 4U AFX chassis. Matches mounting positions on sides of the AFX chassis. Contains two slides. Allows zero stacking of multiple AFX unit in a cabinet. (P/N 703234)
778036	Paralleling Cable, 1 Ft / 30 cm long. Required to use a AFX master as an auxiliary unit

Service and Support

Pacific Power Source's customer support is second to none. Our Customer Support Program provides the training, repair, calibration, and technical support services that our customers value. In addition to receiving the right test equipment, our customers can also count on excellent support before, during and after the sale. With company owned support and service centers around the world, support is never far away. Complete calibration and repair services are offered at our US, European and Chinese manufacturing facilities (see contact info below). Calibrations are to original factory specifications and are traceable to NIST (National Institute of Standards and Technology).

NORTH AMERICA

Pacific Power Source, Inc.
 Irvine, California USA
 Phone: +1(949) 251-1800
 Fax: +1 (949) 756-0756
 Sales: sales@pacificpower.com
 Service: support@pacificpower.com

EUROPE

Caltest Instruments Ltd.
 Guildford, United Kingdom
 Phone: +44(0)1483 302 700
 Fax: +44(0)1483 300 562
 Sales: sales@pacificpower.com
 Service: support@pacificpower.com

CHINA

PPST Shanghai Co. Ltd.
 Shanghai, China
 Phone: +86-21-6763-9223
 Fax: +86-21-5763-8240
 Sales: sales@pacificpower.com
 Service: support@pacificpower.com

Proudly Represented by:



Caltest Instruments GmbH

Binzigstrasse 21 | Tel: +49(0)7842-99722-00
 D-77876 KAPPELRODECK | Fax: +49(0)7842-99722-29
www.caltest.de | info@caltest.de



17692 Fitch, Irvine, CA 92614 USA
 Phone: +1 949.251.1800
 Fax: +1 949.756.0756
 Toll Free: 800.854.2433
 E-mail: sales@pacificpower.com
www.pacificpower.com